


CHANNEL



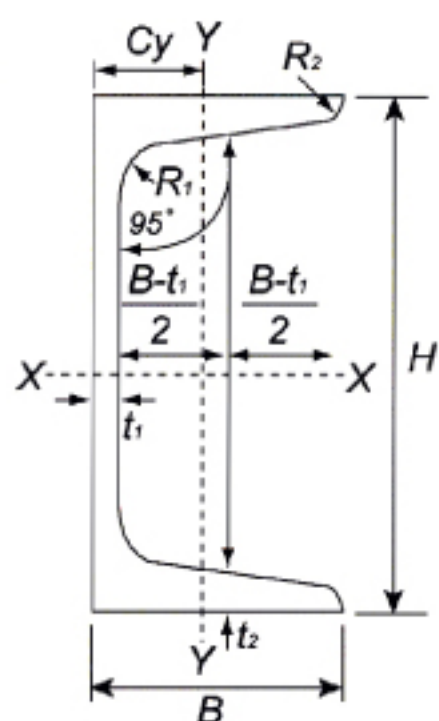
★ Available Sizes:

Size (mm)	t1 (mm)	t2 (mm)	Kg/m
75 x 40	5.0	7.0	6.92
100 x 50	5.0	7.5	9.36
125 x 65	6.0	8.0	13.40
150 x 75	6.5	10.0	18.60
150 x 75	9.0	12.5	24.00
180 x 75	7.0	10.5	21.40
200 x 80	7.5	11.0	24.60
200 x 90	8.0	13.5	30.30
250 x 90	9.0	13.0	34.60
250 x 90	11.0	14.5	40.20
300 x 90	9.0	13.0	38.10
300 x 90	10.0	15.5	43.80
300 x 100	10.0	16.0	46.80
380 x 100	10.5	16.0	54.50
380 x 100	13.0	16.5	62.00
380 x 100	13.0	20.0	67.30

熱軋槽鋼

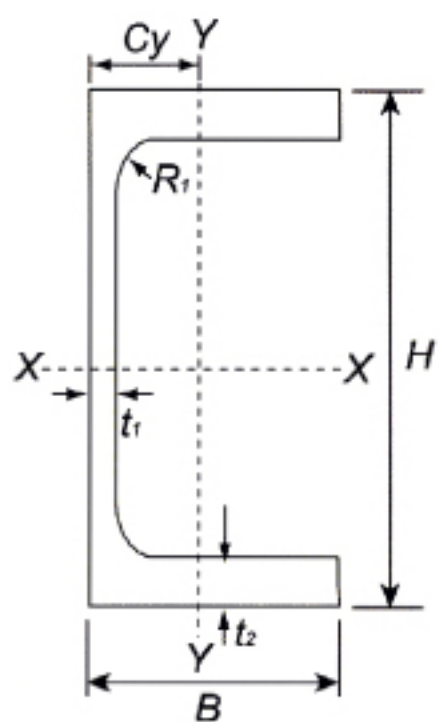
Hot Rolling Channel

■ 翼板厚度漸變槽鋼 Tapered-Flange Channels



標準尺寸 Standard dimension (mm)							參考資料 Reference							
H × B	t ₁	t ₂	R ₁	R ₂	截面積 Section area (cm ²)	單重 Unit weight (kg/m)	重心位置 Position of centergravity (cm)		慣性矩 Moment of inertia (cm ⁴)		迴轉半徑 Radius of gyration (cm)		截面模數 Section modulus (cm ³)	
							C _x	C _y	I _x	I _y	r _x	r _y	S _x	S _y
180×75	7	10.5	11	5.5	27.2	21.4	0	2.13	1380	131	7.12	2.19	153	24.3
200×80	7.5	11	12	6	31.3	24.6	0	2.21	1950	168	7.88	2.32	195	29.1
200×90	8	13.5	14	7	38.7	30.3	0	2.74	2490	277	8.02	2.68	249	44.2
250×90	9	13	14	7	44.1	34.6	0	2.40	4180	294	9.74	2.58	334	44.5
250×90	11	14.5	17	8.5	51.2	40.2	0	2.40	4680	329	9.56	2.54	374	49.9
300×90	9	13	14	7	48.6	38.1	0	2.22	6440	309	11.5	2.52	429	45.7
300×90	10	15.5	19	9.5	55.7	43.8	0	2.34	7410	360	11.5	2.54	494	54.1
300×90	12	16	19	9.5	61.9	48.6	0	2.28	7870	379	11.3	2.48	525	56.4

■ 翼板等厚槽鋼 Parallel-Flange Channels



標準尺寸 Standard dimension (mm)							參考資料 Reference								
公稱尺寸 Nominal size (mm)	截面尺寸 Section dimensions (mm)					截面積 Section area (cm ²)	單重 Unit weight (kg/m)	重心位置 Position of centergravity (cm)		慣性矩 Moment of inertia (cm ⁴)		迴轉半徑 Radius of gyration (cm)		截面模數 Section modulus (cm ³)	
	H	B	t ₁	t ₂	R			C _x	C _y	I _x	I _y	r _x	r _y	S _x	S _y
180×75	180	75	6	10.5	12	25.9	20.3	0	2.43	1370	145	7.28	2.37	153	28.7
200×75	200	75	6	12.5	12	29.9	23.4	0	2.49	1970	169	8.11	2.38	197	33.7
200×90	200	90	7	14	12	37.9	29.7	0	3.13	2530	311	8.17	2.87	253	53.0
250×90	250	90	8	14	14	43.8	34.4	0	2.79	4350	346	9.96	2.81	348	55.7
	254	91	9	16	14	49.9	39.2	0	2.87	5050	402	10.1	2.84	398	64.4
300×90	300	90	8	15	14	49.4	38.8	0	2.66	6950	385	11.9	2.79	464	60.8
	302	91	9	16	14	54.3	42.6	0	2.67	7590	426	11.8	2.80	503	66.2
	306	92	10	18	14	61.0	47.9	0	2.75	8670	486	11.9	2.82	567	75.3