


樓梯踏板
STAIR TREADS


樓梯踏板之種類
TYPES OF TREADS

樓梯踏板依其固定方式及附加花板、止滑條而分為下列八種：


THERE ARE eight types of treads according to its difference in fastening method and nosing:




型號 MODEL	銲接方式 FIXING	銲接固定 WELDED FIXING	扁鐵螺栓固定 BOLTED FIXING, WITH CARRIER PLATE	角鐵螺栓固定 BOLTED FIXING, WITH CARRIER ANGLE
凸緣 NOSING				
無附加花板 NO NOSING		BS1	BS2	BS3
附加花板 WITH NOSING		BS4	BS5	BS6
附加止滑條 WITH AL CORRUGATED NOSING		BS7	BS8	




■ BS1



■ BS3



■ BS2



■ BS4

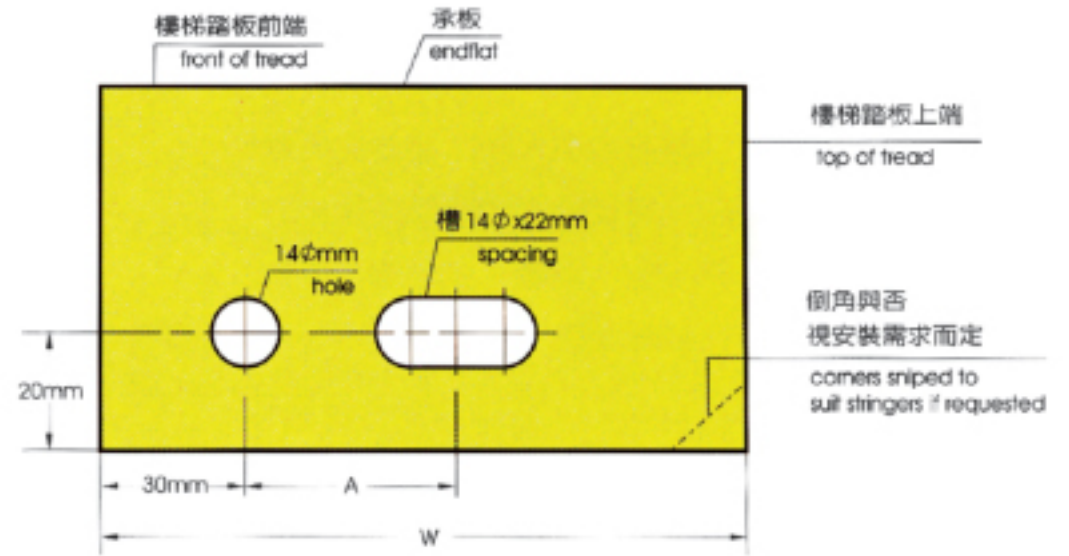
**樓梯踏板的寬度
WIDTH OF TREADS**

備註：


1. 樓梯踏板所使用之扁鐵承板一般有 6×65mm 及 6×75mm 兩種規格，而角鐵承板之使用規格一般為 50×50×6mm。
2. 如有特殊尺寸要求，請逕向業務課洽詢。

Notes:


1. The carrier plates NORMALLY use are 65x6 mm and 75x6 mm, and the size of carrier angle is 50x50x6 mm.
2. Special sizes and holing are available on request.




樓梯踏板的寬度 W (mm) RECOMMENDED WIDTHS	185	215	245	275	305
孔及槽之中心距 A (mm) HOLES AND SPACING	90	110	140	170	200




■ BS5



■ BS7



■ BS6



■ BS8