



Constant hanger Type **1** 1



Constant hanger Type **1** 2-14



Constant support Type **1** 6



Spring hanger Type **2** 1



Spring hanger Type **2** 5




Spring support Type **2** 9



Shock absorber Type **3** 0



Shock absorber Type **3** 1



Weld-on bracket
Rigid strut, Dynamic
pipe clamp Type **3** 5, 6, 7, 9



Horizontal clamps Type **4** 2, 3, 4



Riser clamps Type **4** 5, 6, 7




Clamp bases Type **4** 9




Roller bearing Typ **5** 1, 2



Double-cylinder Roller bearing Weld-on pipe saddle Typ **5** 3, 4




Insulated pipe bearing stanchion Typ **5** 6, 8




Eye nut Clevis with bolt Typ **6** 0, 1



Turnbuckle Rod coupling Typ **6** 2, 4




Tie rod Threaded rod Stud bolt Typ **6** 6, 7



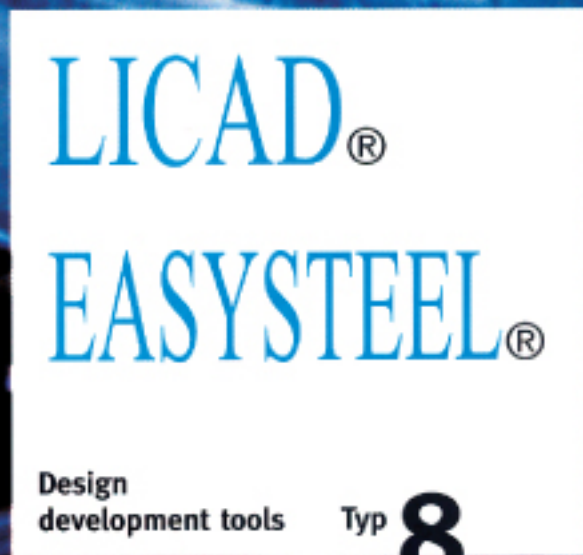
Weld-on clevis Typ **7** 3




Weld-on lug Beam adapter Typ **7** 5, 6



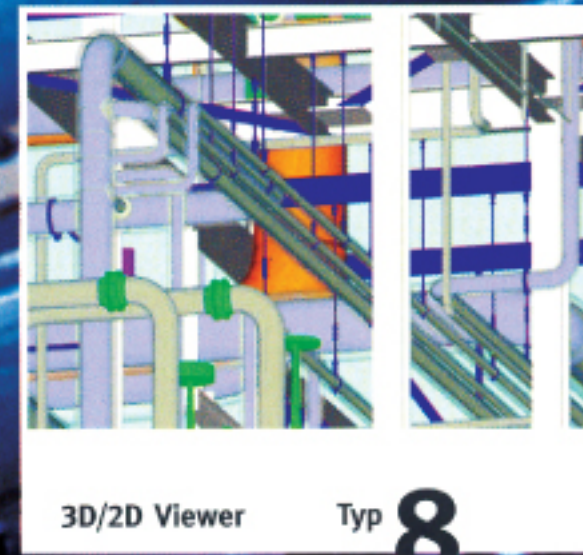
Beam clamp Weld-on plate Trapeze Typ **7** 8, 4, 9



Design development tools Typ **8**



Component libraries Interfaces Typ **8**



3D/2D Viewer Typ **8**